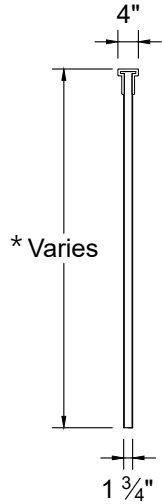



Gates

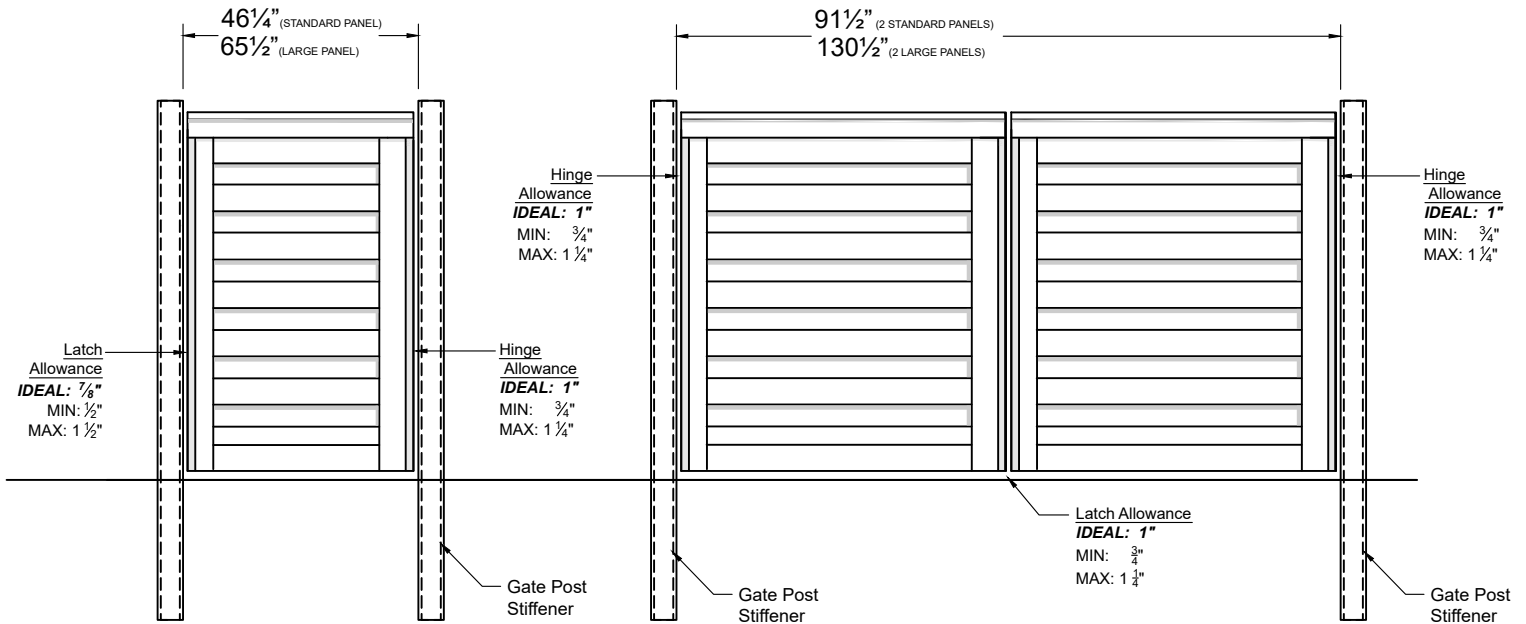

SIDE VIEW



STANDARD PANEL



LARGE PANEL



NOTES:

1. GATES ARE BUILT WITH A WELDED INTERNAL 1 1/4" SQUARE (16 GA.) GALVANIZED STEEL FRAME.
2. SOLITUDES VERTICAL SIDE RAILS ARE MATTE BLACKPOWDER COATED.
3. INSTALLATION TO BE COMPLETED PER MANUFACTURER'S SPECIFICATION.
4. REFER TO TrexFencingFDS.com FOR CONSTRUCTION DETAILS AND PRODUCT INFORMATION.
5. DRAWING NOT TO SCALE.

102725